



STYLE GUIDE

SOMERSBY.
cabinetry

door styles

MAPLE

• DISTRESSING TECHNIQUE AVAILABLE



BLAINE *
FULL OVERLAY



BLAINE *
FULL OVERLAY
SLAB DRAWER OPTION



BYRON •
FULL OVERLAY



BYRON •
FULL OVERLAY
5-PIECE DRAWER OPTION



BYRON ARCH •
FULL OVERLAY




CARTER •
PARTIAL OVERLAY



CARTER •
PARTIAL OVERLAY
RAISED DRAWER OPTION



CARTER ARCH •
PARTIAL OVERLAY



CHLOE
FULL OVERLAY



CHLOE
FULL OVERLAY
5-PIECE DRAWER OPTION



CHRISTI
FULL OVERLAY



CHRISTI
FULL OVERLAY
5-PIECE DRAWER OPTION



CHRISTI ARCH
FULL OVERLAY



ELI
PARTIAL OVERLAY



JANELLE
FULL OVERLAY

MAPLE

- * OPTIONAL SOLID REVERSE RAISED CENTER PANEL AVAILABLE
- DISTRESSING TECHNIQUE AVAILABLE



JENNA •
FULL OVERLAY




KIERSTEN
FULL OVERLAY



LENNOX •
PARTIAL OVERLAY



LENNOX ARCH •
PARTIAL OVERLAY



LEVIN
FULL OVERLAY




LEVIN
FULL OVERLAY
5-PIECE DRAWER OPTION



LIA •
FULL OVERLAY



LIA •
FULL OVERLAY
5-PIECE DRAWER OPTION



MADDOX
FULL OVERLAY



MADDOX
FULL OVERLAY
5-PIECE DRAWER OPTION



MILTON
FULL OVERLAY



PAIGE
FULL OVERLAY



PAIGE
FULL OVERLAY
SLAB DRAWER OPTION



RYLAND
PARTIAL OVERLAY



RYLAND ARCH
PARTIAL OVERLAY

door styles

MAPLE

• DISTRESSING TECHNIQUE AVAILABLE



SHELBY
FULL OVERLAY



SIMONE •
FULL OVERLAY



SIMONE •
FULL OVERLAY
5-PIECE DRAWER OPTION



SIMONE ARCH •
FULL OVERLAY



TARYN
FULL OVERLAY



TARYN
FULL OVERLAY
5-PIECE DRAWER OPTION



TESSA •
FULL OVERLAY



TESSA •
FULL OVERLAY
SLAB DRAWER OPTION



TYSON
FULL OVERLAY



WEBSTER
FULL OVERLAY



WEBSTER
FULL OVERLAY
SLAB DRAWER OPTION

OAK

• DISTRESSING TECHNIQUE AVAILABLE



CARTER •
PARTIAL OVERLAY



CARTER •
PARTIAL OVERLAY
RAISED DRAWER OPTION



CARTER ARCH •
PARTIAL OVERLAY



CHASE •
PARTIAL OVERLAY




CHASE
CATHEDRAL •
PARTIAL OVERLAY




LYLE
PARTIAL OVERLAY



LYLE CATHEDRAL
PARTIAL OVERLAY



MADDOX
FULL OVERLAY



MADDOX
FULL OVERLAY
5-PIECE DRAWER OPTION



OLIVIA •
FULL OVERLAY



OLIVIA ARCH •
FULL OVERLAY



SAWYER
PARTIAL OVERLAY



SAWYER
CATHEDRAL
PARTIAL OVERLAY



TARYN
FULL OVERLAY



TARYN
FULL OVERLAY
5-PIECE DRAWER OPTION

door styles

ALDER


- * OPTIONAL SOLID REVERSE RAISED CENTER PANEL AVAILABLE
- DISTRESSING TECHNIQUE AVAILABLE




BLAINE *
FULL OVERLAY



BLAINE *
FULL OVERLAY
SLAB DRAWER OPTION



LEVIN
FULL OVERLAY



LEVIN
FULL OVERLAY
5-PIECE DRAWER OPTION



LIA •
FULL OVERLAY



LIA •
FULL OVERLAY
5-PIECE DRAWER OPTION



LOGAN •
PARTIAL OVERLAY



MADDOX
FULL OVERLAY



MADDOX
FULL OVERLAY
5-PIECE DRAWER OPTION



ROLAND •
FULL OVERLAY



ROLAND •
FULL OVERLAY
5-PIECE DRAWER OPTION



TARYN
FULL OVERLAY



TARYN
FULL OVERLAY
5-PIECE DRAWER OPTION

RUSTIC ALDER


- * OPTIONAL SOLID REVERSE RAISED CENTER PANEL AVAILABLE
- DISTRESSING TECHNIQUE AVAILABLE



BLAINE *
FULL OVERLAY



BLAINE *
FULL OVERLAY
SLAB DRAWER OPTION




LEVIN
FULL OVERLAY



LEVIN
FULL OVERLAY
5-PIECE DRAWER OPTION



LOGAN •
PARTIAL OVERLAY



MADDOX
FULL OVERLAY



MADDOX
FULL OVERLAY
5-PIECE DRAWER OPTION



ROLAND •
FULL OVERLAY



ROLAND •
FULL OVERLAY
5-PIECE DRAWER OPTION



TARYN
FULL OVERLAY



TARYN
FULL OVERLAY
5-PIECE DRAWER OPTION

door styles

CHERRY

• DISTRESSING TECHNIQUE AVAILABLE



BLAINE *
FULL OVERLAY



BLAINE *
FULL OVERLAY
SLAB DRAWER OPTION



BYRON •
FULL OVERLAY



BYRON •
FULL OVERLAY
5-PIECE DRAWER OPTION



BYRON ARCH •
FULL OVERLAY



CARTER •
PARTIAL OVERLAY



CARTER •
PARTIAL OVERLAY
RAISED DRAWER OPTION



CARTER ARCH •
PARTIAL OVERLAY



CHLOE
FULL OVERLAY



CHLOE
FULL OVERLAY
5-PIECE DRAWER OPTION



CHRISTI
FULL OVERLAY



CHRISTI
FULL OVERLAY
5-PIECE DRAWER OPTION



CHRISTI ARCH
FULL OVERLAY



ELLIS •
PARTIAL OVERLAY



ELLIS ARCH •
PARTIAL OVERLAY

CHERRY

- * OPTIONAL SOLID REVERSE RAISED CENTER PANEL AVAILABLE
- DISTRESSING TECHNIQUE AVAILABLE



JANELLE
FULL OVERLAY



JENNA •
FULL OVERLAY



KIERSTEN
FULL OVERLAY



LEVIN
FULL OVERLAY



LEVIN
FULL OVERLAY
5-PIECE DRAWER OPTION



LIA •
FULL OVERLAY



LIA •
FULL OVERLAY
5-PIECE DRAWER OPTION



MADDOX
FULL OVERLAY




MADDOX
FULL OVERLAY
5-PIECE DRAWER OPTION



MILTON
FULL OVERLAY



PAIGE
FULL OVERLAY



PAIGE
FULL OVERLAY
SLAB DRAWER OPTION



RYLAND
PARTIAL OVERLAY



RYLAND ARCH
PARTIAL OVERLAY



SHELBY
FULL OVERLAY

door styles

CHERRY

- * OPTIONAL SOLID REVERSE RAISED CENTER PANEL AVAILABLE
- DISTRESSING TECHNIQUE AVAILABLE



TARYN
FULL OVERLAY



TARYN
FULL OVERLAY
5-PIECE DRAWER OPTION



TYSON
FULL OVERLAY



WEBSTER
FULL OVERLAY



WEBSTER
FULL OVERLAY
SLAB DRAWER OPTION

HICKORY



BLAINE *
FULL OVERLAY



BLAINE *
FULL OVERLAY
SLAB DRAWER OPTION




MASON •
PARTIAL OVERLAY




MASON
CATHEDRAL •
PARTIAL OVERLAY

PURESTYLE™



ADRIA
FULL OVERLAY



ADRIA
FULL OVERLAY
5-PIECE DRAWER OPTION

THERMOFOIL



MADALINE
FULL OVERLAY


finishes

MAPLE

- NOT AVAILABLE ON SHELBY
- ◆ HEIRLOOMING AVAILABLE (EXCEPT ON SHELBY BLACK)
- + HEIRLOOMING NOT AVAILABLE

* THE DOOR AND/OR DRAWER FRONT CENTER PANEL MAY BE CONSTRUCTED OF MEDIUM DENSITY FIBERBOARD (MDF), EXCEPT WHEN STORM FINISH, TYSON AND CHLOE DOOR STYLES, OR WHEN DISTRESSING OR HEIRLOOMING IS SPECIFIED.


STANDARD FINISHES



WOOD TONE GLAZES •



OPAQUES *



CLOUD WITH:

COCONUT WITH:

DOVER WITH:

PEARL WITH:

OPAQUE GLAZES *°



THE INSPIRED COLLECTION *◆



CHERRY

- NOT AVAILABLE ON SHELBY
- ◆ HEIRLOOMING AVAILABLE

STANDARD FINISHES



BRIERWOOD



CATTAIL



CHOCOLATE




CIDER



CINNAMON



CRANBERRY



HAVANA



HENNA



LIGHT



NATURAL




SAHARA



SANGRIA




THATCH



TUNDRA


WOOD TONE GLAZES •



BLACK FOREST




COFFEE



PALOMINO



WHISKEY BLACK



STORM

THE INSPIRED COLLECTION ◆

HICKORY

STANDARD FINISHES



BRIERWOOD



CATTAIL



HAVANA



LIGHT



NATURAL



SAHARA



THATCH



TUNDRA


WOOD TONE GLAZES



COFFEE

PURESTYLE™ LAMINATE

STANDARD FINISH



WHITE

THERMOFOIL

STANDARD FINISH



WHITE

finishes

ALDER / RUSTIC ALDER

◆ HEIRLOOMING AVAILABLE


STANDARD FINISHES



BRIERWOOD



CATTAIL



CHOCOLATE



CIDER



CRANBERRY



HAVANA



NATURAL



SAHARA



SANGRIA



TUNDRA




WHEAT

WOOD TONE GLAZES



BLACK FOREST



COFFEE



PALOMINO



WHISKEY BLACK

OAK

STANDARD FINISHES



BRIERWOOD



CATTAIL



CHOCOLATE



HAVANA



LIGHT




NATURAL



SAHARA



THATCH



TUNDRA

WOOD TONE GLAZES



BLACK FOREST




PALOMINO



WHISKEY BLACK

THE INSPIRED COLLECTION ◆



BLACK

HEIRLOOMING

Add character and depth to select finishes with over-sanding on edges and profiles for a naturally worn-to-the-wood appearance that says old world charm. Available in the following finishes: Black, Forest Floor, Honeysuckle, Juniper Berry, Oasis, Portobello, Sand Dune, Storm and Tidal Mist. See your designer for availability on trim pieces.



DISTRESSING

Our distressing technique creates a finish with unique and appealing imperfections, such as dents, wormholes, chisel marks and other natural wear signs. Available on solid raised panel doors: Tessa, Olivia, Ellis, Logan, Chase, Roland, Carter, Jenna, Mason, Lia, Simone, Byron, and Lennox. Not available on Coconut, Dover, Pearl or White.



rock solid construction

STRENGTH: UNMATCHED WITH OUR LOAD-BEARING BACK

- HEFTY 3/8" THICK LOAD-BEARING PANEL EXTENDS THE ENTIRE WIDTH AND HEIGHT OF THE CABINET
- PROVIDES UNWAVERING STRUCTURAL SUPPORT FOR THE LIFE OF THE CABINET
- NO CENTER DIVIDER OBSTRUCTING ACCESS TO ITEMS



1/2" THICK SIDES, TOP & BOTTOM

- Substantial thickness for strong, consistent durability.



1/2" THICK I-BEAM BRACES

- Front-to-back lineal braces integrate sides, back and face frame for construction, shipping and installation stability.



DOVETAIL DRAWER WITH 3/4" NOMINAL THICK ALL-WOOD SIDES & FULL EXTENSION GUIDES

- Furniture quality joinery for lasting performance.
- Includes protective clear-coat for easy wiping and cleaning.
- Undermount guides allow drawer to extend completely.



3/4" THICK ADJUSTABLE SHELVING

- Thickness enhances interior cabinet stability and support of large loads.
- Secured with clips at ends and back for extra support.

STANDARD CONSTRUCTION

Somersby® construction materials start with high-quality furniture board, a choice material commonly used throughout the industry, as standard. However, when plywood is desired, Somersby offers various options that meet your budget and project requirements.

**All plywood components meet ANSI/HPVA HP-1 standards, and may contain MDF or particleboard.*



PLYWOOD* ENDS

Finished veneer for visible ends



ALL PLYWOOD*

A mark of quality craftsmanship



NATURAL FINISHED VENEER INTERIOR

A standard feature on All Plywood* Construction cabinets

PLYWOOD UPGRADES

The Somersby difference



PERFORMANCE: QUIET WITH OUR SMART STOP™ CLOSING MECHANISM



SMART STOP IHC GUIDES FOR DRAWERS

- Undermount, full-extension



SMART STOP IHC GUIDES FOR PULLOUTS



SMART STOP IHC HINGES FOR DOORS

- Premium integrated hinges with adjustability



SMART STOP IHC FOR ROLL TRAYS

- Smooth closing action standard on roll trays



BEAUTY: TOUGH WITH OUR 1 2-STEP PROCESS



With hundreds of stains, glazes and finishing techniques – such as heirloom and distressing – our cabinets are beautiful to look at, but durable and easy to clean, too.



FUNCTION: DURABLE WITH CHOICE COMPONENTS



Somersby uses only the finest materials for our organization accessories so your room functions for a lifetime.

SOMERSBY
cabinetry

LIMITED LIFETIME
warranty

FourEver
QUALITY ASSURANCE

BEAUTY. FUNCTION. STRENGTH. PERFORMANCE.

Styles, product availability and construction may vary slightly from those shown in this catalog due to material availability and/or design evolution. Specifications are subject to change without notice. For more details check with your designer.

Product photography and illustrations have been reproduced as accurately as printing technologies permit. To ensure highest satisfaction, we strongly suggest you view an actual sample for best color, wood grain and finish representation.

Somersby is a certified brand in the Kitchen Cabinet Manufacturers Association (KCMA) Environmental Stewardship Program. The program recognizes companies that demonstrate an ongoing commitment to environmental practices and sustainability.

SUPERSEDES ALL PRIOR VERSIONS.
© 2015 MASTERBRAND CABINETS, INC.
SOMERSBY, A DIVISION OF
MASTERBRAND CABINETS, INC.