

DESIGN GUIDE



WELCOME

to the

DIAMOND® DESIGN GUIDE.

Full of tips and inspiration, this design guide is your go-to companion during the exciting and, yes, sometimes overwhelming process that is a home remodel. Browse the styles and finishes, organizational "sanity helpers," and attention-grabbing wood hoods, and be reassured by the designer notes along the way.

Diamond's powerful portfolio of cabinetry options will propel your vision of home from magazine clippings and Pinterest boards to a dream realized. You can count on Diamond — and on us — to deliver what will surely be your new favorite room.

Cheers to a beautiful home!

Your Diamond Design Team



DESIGNER TIP:

Look for the + symbol throughout for additional information and inspirational ideas

Shown on front cover: Hoyt Maple Marcona and Steam Paint, Distinction™ Series



JOE DECASPERIS

Diamond Designer

Tell me a little about yourself. Where are you from, family, hobbies, how long have you been a designer?

Hi! I am Joseph DeCasperis, owner of THE Kitchen & Home. Originally from NYC, I now live in Southern California with my goldendoodle, Hudson.

I jumped into the kitchen and bath design industry while I was in college, studying public relations and advertising. Halfway into my freshman year, I bought a home, renovating it from top to bottom. After remodeling the kitchen, I asked for an internship with the cabinet shop I worked with. Three years later, I launched my own company, and have had the privilege of renovating countless homes and designing new builds from the ground up.

I was honored as a Thirty Under 30 by the NKBA in 2020 and serve as the chapter president for the NKBA Southern California Chapter.

What are some of your favorite features of Diamond Cabinetry?

Diamond is an incredibly versatile cabinetry line. I love the ability to customize with free modifications, such as flush toe kick

and extended stiles. We're known for our fit-and-finish, and Diamond cabinetry allows us to provide premium details at a cost friendly price point. We also love the Color By Number program, rustic alder, availability of moldings, etc.

What inspired the overall design concept for this kitchen?

Cyndi wanted a contemporary feel with old-world charm. We accomplished that with soft, painted cabinetry, a marble-inspired countertop, and a rustic brick backsplash. A design detail we aimed for was the notion of "no upper cabinetry," a look loved by many but sometimes not practical. We solved that with towers flanking either side of the range, with an integrated stone shelf.

How did you balance functionality and aesthetics in this design?

We maintained balance in the overall design, while also integrating storage solutions, such as the hidden drawer in a two-drawer bank, a blind corner pullout, and drawers wherever possible. We hinged the towers to be two right hinged doors for easy accessibility, which created symmetry with the left tower.

Shown: Bryant MDF Coconut Paint and Rustic Alder Morel Stain, Distinction™ Series

DESIGNER SPOTLIGHT

How did you incorporate the client's personal style and preferences into the design?

The homeowner loved the modern farmhouse style after moving from a new build to this fixer upper. To avoid dating her home, we integrated key elements into the overall design. We chose shaker door cabinetry for its versatility and added metal finishes with gunmetal hardware and a custom hood. The brick backsplash softened the entire home, making it warm and inviting.

What feedback did you receive from the clients after the project was completed?

We received the best feedback of all! The client has invited us back to renovate more of their home. We also have had the opportunity to design and renovate their next door neighbors kitchen.

How do you stay updated with the latest design trends and technologies?

I enjoy exploring new trends at KBIS in Las Vegas, staying connected with design peers on social media, and attending product launches in Southern California. I then share these insights with my team and trades to enhance our client experience.

Diamond[®]

Make your mark.[™]

Diamond[®] Cabinetry offers different series to meet a variety of needs and budgets. Your designer will help you determine which is the right fit for you and your design.

To understand what is available in each series, look for the icons throughout this design guide.

V VIBE[™] SERIES

A great entryway into Diamond Cabinetry, the Vibe[™] Series offers all the essentials to create a beautiful design.

D DISTINCTION[™] SERIES

When your project calls for additional nuance — like organization features — step up to Distinction[™] Series.

F FULL ACCESS SERIES

The Full Access Series is the choice for a sleek exterior with easy access to additional interior storage.

Shown on top: Hoyt Maple Coastline Stain, Vibe[™] Series
Bottom left: Gunther Cherry Boardwalk, Distinction[™] Series
Bottom right: Paterson Maple Kanga Stain and Steam Paint, Distinction[™] Series

TAP INTO THE LATEST TRENDS



Inside THIS DESIGN GUIDE

TAP INTO THE LATEST TRENDS

WARMER TONES*

Interior colors are moving to warmer tones. People are switching to cozy, soft, and natural. Allowing wood tones and warmth to envelop the room rather than the painted cabinetry stark white of past.

- 04 Style With Staying Power
- 12 Color By Number
- 14 Just The Right Finish
- 26 Organizational Overhaul
- 28 Wood Hoods That Impress
- 30 Personalize With Accessories

* MLLC 2024 Kitchen Trends Survey



READY, SET, STYLE.

Selecting a drawer and door style is a great place to get started. From a straightforward Shaker to an intricately detailed design style, Diamond® has what you need.

THINGS TO CONSIDER WHEN SHOPPING STYLES:

Select the one that aligns with your vision.



Clean, smooth slab drawer fronts.



Detailed, five-piece drawer fronts.



Full overlay drawer and door fronts will deliver seamless coverage of cabinet fronts.



Partial overlay allows each drawer and door to stand out on its own.



Cherry, maple, oak and more. The wood species you choose will affect the way your chosen wood stain or paint reads on the wood color and grain. With so many combinations to choose from, your designer can help further guide.



+

DESIGNER TIP:

Does your design call for modern and minimal? Specialty laminate may be for you. See these sleek styles on page 24.

FULL OVERLAY DOOR STYLES

* Framed and Full Access Construction platforms are available on all Full Overlay door styles except for Caldera MDF, Breman MDF, Bryant MDF and Worthen PureStyle, which are available in Framed Construction only.

Species and finish offering differs in each Series.

- F Full Access Series

D Distinction™ Series

V Vibe™ Series
- C Cherry

D MDF

H Rustic Hickory
- M Maple

O Oak

P Painted Hardwood
- R Rustic Alder

L Laminate

P PureStyle™



Farrah
5-Piece Drawer Front

- F

C

M

O
- D

C

M

O
- V

C

M

O

P



Farrah
Profiled Slab Drawer Front

- F

C

M

O
- D

C

M

O
- V

C

M

O

P



Gunther
5-Piece Drawer Front

- F

C

M

R
- D

C

M

R



Gunther
Slab Drawer Front

- F

C

M

R
- D

C

M

R



Bryant*
5-Piece Drawer Front

- F

C

H

M

O

R
- D

C

D

H

M

O

R
- V

C

M

O

P

P



Bryant
5-Piece Narrow Rail Drawer Front

- F

C

H

M

R
- D

C

D

H

M

R



Bryant
Slab Drawer Front

- F

C

H

M

O

R
- D

C

D

H

M

O

R
- V

C

M

O

P

P



LaGrange
5-Piece Drawer Front

- F

C

M
- D

C

M

FULL OVERLAY DOOR STYLES

* Framed and Full Access Construction platforms are available on all Full Overlay door styles except for Caldera MDF, Breman MDF, Bryant MDF and Worthen PureStyle, which are available in Framed Construction only.

Species and finish offering differs in each Series.

- F

 Full Access Series
- D

 Distinction™ Series
- V

 Vibe™ Series
- C

 Cherry
- D

 MDF
- H

 Rustic Hickory
- M

 Maple
- O

 Oak
- P

 Painted Hardwood
- R

 Rustic Alder
- L

 Laminate
- P

 PureStyle™



Breman*

5-Piece Drawer Front

F

C

H

M

O

R

D

C

D

H

M

O

R

V

C

M

P

P



Breman

Slab Drawer Front

F

C

H

M

O

R

D

C

D

H

M

O

R

V

C

M

P

P



Julien

5-Piece Drawer Front

F

C

M

D

C

M



Julien

Profiled Slab Drawer Front

F

C

M

D

C

M



Caldera

5-Piece Drawer Front

F

C

M

D

C

D

M



Caldera

Slab Drawer Front

F

C

M

D

C

D

M



Kenora

5-Piece Drawer Front

F

C

M

D

C

M

V

C

M

P



Kenora

Slab Drawer Front

F

C

M

D

C

M

V

C

M

P



Wendell*

5-Piece Drawer Front

F

C

H

M

O

D

C

H

M

O

V

C

M

O

P

P



Wendell

Profiled Slab Drawer Front

F

C

H

M

O

D

C

H

M

O

V

C

M

O

P



Leeton

5-Piece Drawer Front

F

C

M

D

C

M



Leeton

Slab Drawer Front

F

C

M

D

C

M



Lawford

5-Piece Drawer Front

F

C

M

D

C

M

V

C

M

P



Lawford

Slab Drawer Front

F

C

M

D

C

M

V

C

M

P



Boynton

5-Piece Drawer Front

F

M

D

M

V

M

P

P



Boynton

Slab Drawer Front

F

M

D

M

V

M

P

FULL OVERLAY DOOR STYLES

* Framed and Full Access Construction platforms are available on all Full Overlay door styles except for Caldera MDF, Breman MDF, Bryant MDF and Worthen PureStyle, which are available in Framed Construction only.

Species and finish offering differs in each Series.

- F

 Full Access Series
- D

 Distinction™ Series
- V

 Vibe™ Series
- C

 Cherry
- D

 MDF
- H

 Rustic Hickory
- M

 Maple
- O

 Oak
- P

 Painted Hardwood
- R

 Rustic Alder
- L

 Laminate
- P

 PureStyle™



Wells
5-Piece Drawer Front

F

C

M

D

C

M



Wells
Slab Drawer Front

F

C

M

D

C

M



Bluffton
5-Piece Drawer Front

F

C

M

O

D

C

M

O

V

C

M

O

P



Bluffton
Profiled Slab Drawer Front

F

C

M

O

D

C

M

O

V

C

M

O

P



Murphy
5-Piece Drawer Front

F

C

H

M

O

R

D

C

H

M

O

R



Murphy
Slab Drawer Front

F

C

H

M

O

R

D

C

H

M

O

R



Paterson
5-Piece Drawer Front

F

C

H

M

O

R

D

C

H

M

O

R



Paterson
Slab Drawer Front

F

C

H

M

O

R

D

C

H

M

O

R



Davis
5-Piece Drawer Front

F

C

H

M

D

C

H

M



Davis
Slab Drawer Front

F

C

H

M

D

C

H

M



Adair
5-Piece Drawer Front

F

C

M

D

C

M

V

C

M

P



Camilla
5-Piece Drawer Front

F

C

M

D

C

M



Liberty
5-Piece Drawer Front

F

M

D

M



Liberty
Slab Drawer Front

F

M

D

M



Hoyt
5-Piece Drawer Front

F

C

M

D

C

M

V

M

P



Hoyt
Slab Drawer Front

F

C

M

D

C

M

V

M

P

FULL OVERLAY DOOR STYLES

* Framed and Full Access Construction platforms are available on all Full Overlay door styles except for Caldera MDF, Breman MDF, Bryant MDF and Worthen PureStyle, which are available in Framed Construction only.



DESIGNER TIP:
Loren does it all — Available in stain, painted, and laminate so you can have this great style any way you like it.

Loren *
Slab Drawer Front

- F C D M
- D C D M
- V C M P L

* When Loren is selected in Painted Hardwood, the doors and drawer fronts will be constructed of medium density fiberboard (MDF) or high density fiberboard (HDF).

PARTIAL OVERLAY DOOR STYLES



Westburke *
5-Piece Drawer Front

- D H M O R
- V C M O P



Westburke
Slab Drawer Front

- D H M O R
- V C M O P



Gradon
Profiled Slab Drawer Front

- D C M O
- V C M O P



Neilson
Slab Drawer Front

- D C M
- V C M P

PARTIAL OVERLAY DOOR STYLES

Species and finish offering differs in each Series.

- F Full Access Series
- D Distinction™ Series
- V Vibe™ Series
- C Cherry
- M MDF
- H Rustic Hickory
- M Maple
- O Oak
- P Painted Hardwood
- R Rustic Alder
- L Laminate
- P PureStyle™



Hebron
Profiled Slab Drawer Front

- D C M O
- V C M O P



Rayne
Slab Drawer Front

- D C H M O R



Livingston
5-Piece Drawer Front

- D M
- V M P P



Livingston
Slab Drawer Front

- D M
- V M P

FULL OVERLAY ALUMINUM FRAME DOOR ACCENTS



Aluminum Finish
Clear Glass



Aluminum Finish
Frosted Glass



Brushed Stainless Finish
Clear Glass



Brushed Stainless Finish
Frosted Glass



Black Powder Coat Finish
Clear Glass



Black Powder Coat Finish
Frosted Glass



DESIGNER TIP:
Add interest and elevate your design with Aluminum Frame Door Accents.
D Distinction™ Series

FINISH OPTIONS

COLOR BY NUMBER

Bring your creative vision to life with the Diamond® Color by Number Program.

Includes any color in the Sherwin William's® and Benjamin Moore® paint families. Color by Number gives you thousands of choices to create your unique space.




DESIGNER TIP:

92% of designers agree clients want more colors in cabinetry to make their space their own.*

* MLLC 2024 Kitchen Trends Survey

Shown: Hoyt Maple Benjamin Moore
Honey Hut Paint, Distinction™ Series



DESIGNER TIP:

Prior to making a final decision, be sure to view the finish you select in your home in the lighting that your cabinets will experience and at different times of day. This will ensure you make a confident choice.



FINISH OPTIONS

JUST THE RIGHT FINISH.

Stark white is out, and warm finishes are in. Think cozy, soft, and natural. Rooms wrapped in the warmth of wood tones and creamy warm whites, like accessible beige, are highly sought after.

Looking for the perfect tone to add warmth to your space? Collaborate with your designer to discover the ideal warm Diamond® finish.

Shown Clockwise: Distinction™ Series Hoyt Maple Marcona and Steam Paint, Wells Maple Seal Stain and Maritime Paint, Boynton Maple Brightest White Paint, Gunther Maple Icy Avalanche Paint and Cherry Boardwalk Stain, and Hoyt Maple Marcona Paint



CUE THE COLOR.

Looking beyond white? You can go bold or add classic neutrals to define your design. Or opt for a dynamic two-tone design to create dimension. The two-tone concept can be done with two paint finishes or a paint and a stain.

These are some of our favorite finish combinations to inspire you!



Maritime Paint & Morel Stain



Steam Paint & Marcona Paint



Benjamin Moore Ticonderoga Taupe 992 Paint & Boardwalk Stain

Please refer to door samples for a true representation of finish color. This printed guide cannot be considered color accurate.

PAINTS* AND LAMINATES

Available on species as indicated. See your designer for exclusions.

Species and finish offering differs in each Series.

- F

 Full Access Series
- D

 Distinction™ Series
- V

 Vibe™ Series
- C

 Cherry
- D

 MDF
- H

 Rustic Hickory
- M

 Maple
- O

 Oak
- P


 Painted Hardwood
- R

 Rustic Alder
- L

 Laminate
- P

 PureStyle™

PAINTS* AND LAMINATES



Brightest White

F


D

M

D

M

V



White

F

D

M

D


M

V

P

L

P



Steam

F

D

M

D


M

V

P

L

P



Coconut

F

D

M

D


M

V

P

L

P



Marcona

F

D


M

D

M

V

P



Icy Avalanche

F

D

M

D


M

V

P

L

P



Cloud

F

D

M

D


M

V

P

L

P



Moonstone

F

D

M

D


M

V

P

L

P



Retreat

F

D


M

D

M

V

P




Foxhall Green

D

D

M



Maritime

F

D

M

D


M

V

P

L

P



Regatta

F


 Coming Soon

D

 Coming Soon

V

 P



Black

F

D

M

D

M

D

O


D

M

O

V

P



Color By Number

F

D

M


D

M

D

O

PAINTS WITH PENNED GLAZES*



Brightest White with Amaretto Crème


F

M

D

D

M



Brightest White with Charcoal


F

M

D

D

M



White with Amaretto Crème

F

M


D

D

M

V

P



White with Charcoal


F

M

D

D

M



Steam with Amaretto Crème

F

M


D

D

M

V

P



Steam with Charcoal


F

M

D

D

M



Brightest White with Grey Stone


F

M

D

D

M



Brightest White with Toasted Almond


F

M

D

D

M



White with Grey Stone

F

M


D

D

M

V

P



White with Toasted Almond


F

M

D

D

M



Steam with Grey Stone

F

M


D

D

M

V

P



Steam with Toasted Almond

F


M

D

D

M

PAINTS WITH PENNED GLAZES*



Coconut with Amaretto Crème

F

M


D

D

M

V

P



Coconut with Charcoal


F

M

D

D

M



Marcona with Amaretto Crème

F

M


D

D

M

V

P



Marcona with Charcoal


F

M

D

D

M



Icy Avalanche with Amaretto Crème

F

M


D

D

M

V

P



Icy Avalanche with Charcoal


F

M

D

D

M



Coconut with Grey Stone

F

M


D

D

M

V

P



Coconut with Toasted Almond


F

M

D

D

M



Marcona with Grey Stone

F

M


D

D

M

V

P



Marcona with Toasted Almond


F

M

D

D

M



Icy Avalanche with Grey Stone

F

M


D

D

M

V

P



Icy Avalanche with Toasted Almond


F

M

D

D

M



Cloud with Amaretto Crème

F

M


D

D

M

V

P



Cloud with Charcoal


F

M

D

D

M



Retreat with Amaretto Crème

F

M


D

D

M

V

P



Retreat with Charcoal


F

M

D

D

M



Cloud with Grey Stone

F

M


D

D

M

V

P



Cloud with Toasted Almond


F

M

D

D

M



Retreat with Grey Stone

F

M


D

D

M

V

P



Retreat with Toasted Almond

F

M

D

D

M

* The door and/or drawer front center panel on Maple painted doors may be constructed of Medium Density Fiberboard (MDF), except on the Liberty door style, or when Heirlooming is specified.

Make your mark.™ | 17

STAINS

Available on species as indicated. See your designer for exclusions.

Species and finish offering differs in each Series.

- F

 Full Access Series
- D

 Distinction™ Series
- V

 Vibe™ Series
- C

 Cherry
- D

 MDF
- H

 Rustic Hickory
- M

 Maple
- O

 Oak
- P


 Painted Hardwood
- R

 Rustic Alder
- L

 Laminate
- P

 PureStyle™

STAINS



Natural

F

C

H

M

O

R

D

C

H

M


O

R

V

M

O



Coastline

F

C

H

M

O

R

D

C

H

M

O


R

V

C

M

O



Buckskin

F

C

H

M

O

R

D

C

H

M

O


R

V

C

M

O



Boardwalk

F

C

H

M

O

R

D

C

H

M

O


R

V

C

M

O



Morel

F

C

H

M

O

R

D

C

H

M

O


R

V

C

M

O



Seal

F

C

H

M

O

R

D

C

H

M

O


R

V

C

M

O



Sahara

F

C

H

M

O

R

D

C

H

M

O


R

V

C

M

O



Light

F

C

H

O

D

C

H


O

V

C

M

O



Cattail

F

C

M

R

D

C

H

M

O


R

V

C

M

O



Kanga

F

C

H

M

O

R

D

C

H

M

O


R

V

C

M

O



Colt

F

C

H

M

O

R

D

C

H

M

O


R

V

C

M

O



Tundra

F

C

H

M

O

R

D

C

H

M

O


R

V

C

M

O



Thatch

F

C

H

M

O

R

D

C

H

M

O


R

V

C

M

O



Titanium

F

C

H

M

O

R

D

C

H

M

O


R

V

C

M

O



Chocolate

F

C

M

O

R

D

C

M

O

R


V

C

M

O

STAINS WITH PENNED GLAZES



Buckskin with Amaretto Crème

F

C

H

M

R

D

C


H

M

R

V

M



Buckskin with Charcoal

F

C

H

M

R

D

C

H

M

R


V

C

H

M

R



Buckskin with Toasted Almond

F

C

H

M

R

D

C

H

M

R


V

C

H

M

R



Boardwalk with Amaretto Crème

F

C

H

M

R

D

C

H

M

R


V

C

H

M

R



Boardwalk with Charcoal

F

C

H

M

R

D

C

H

M

R


V

C

H

M

R



Boardwalk with Toasted Almond

F

C

H

M

R

D

C

H

M

R


V

C

H

M

R



Morel with Amaretto Crème

F

C

H

M

R

D

C


H

M

R

V

M



Morel with Charcoal

F

C

H

M

R

D

C

H

M

R


V

C

H

M

R



Morel with Toasted Almond

F

C

H

M

R

D

C

H

M

R


V

C

H

M

R



Sahara with Amaretto Crème

F

C

H

M

R

D

C


H

M

R

V

M



Sahara with Charcoal

F

C

H

M

R

D

C

H

M

R


V

C

H

M

R



Sahara with Toasted Almond

F

C

H

M

R

D

C

H

M

R


V

C

H

M

R



Kanga with Amaretto Crème

F

C

H

M

R

D

C


H

M

R

V

M



Kanga with Charcoal

F

C

H

M

R

D

C

H

M

R


V

C

H

M

R



Kanga with Toasted Almond

F

C

H

M

R

D

C

H

M

R


V

C

H

M

R



Cattail with Amaretto Crème

F

C

M

R

D

C

H

M

R


V

C

H

M

R



Cattail with Charcoal

F

C

M

R

D

C

H

M

R


V

C

H

M

R



Cattail with Toasted Almond

F

C

M

R

D

C

H

M

R


V

C

H

M

R



Colt with Amaretto Crème

F

C

H

M

R

D

C


H

M

R

V

M



Colt with Charcoal

F

C

H

M

R

D

C

H

M

R


V

C

H

M

R



Colt with Toasted Almond

F

C

H

M

R

D

C

H

M

R


V

C

H

M

R



Tundra with Amaretto Crème

F

C

H

M

R

D

C

H

M

R


V

C

H

M

R



Tundra with Charcoal

F

C

H

M

R

D

C

H

M

R


V

C

H

M

R



Tundra with Toasted Almond

F

C

H

M

R

D

C

H

M

R

V


C

H

M

R

STAINS WITH PENNED GLAZES



Natural with Amaretto Crème

F

C

H

M

R

D

C


H

M

R

V

M



Natural with Charcoal

F

C

H

M

R

D

C

H

M

R


V

C

H

M

R



Natural with Toasted Almond

F

C

H

M

R

D

C

H

M

R


V

C

H

M

R



Coastline with Amaretto Crème

F

C

H

M

O

R

D

C

H


M

O

R

V

M



Coastline with Charcoal

F

C

H

M

O

R

D

C

H

M

O

R

V


C

H

M

O

R



Coastline with Toasted Almond

F

C

H

M

O

R

D

C

H

M

O

R

V


C

H

M

O

R



Thatch with Amaretto Crème

F

C

H

M

R

D

C


H

M

R

V

M



Thatch with Charcoal

F

C

H

M

R

D

C

H

M

R


V

C

H

M

R



Thatch with Toasted Almond

F

C

H

M

R

D

C

H

M

R

V

C

H

M

R

SHEEN



HEIRLOOMING

Finishing techniques are a great way to give your cabinets a unique look. Heirlooming adds dimension and interest to your cabinets.

Over-sanded edges and profiles expose the underlying wood to create a naturally aged appearance, lending depth and character.



MATTE SHEEN*

(Top portion of door)

Our low sheen top coat is less reflective and absorbs more light, resulting in a softer, more muted look. Available on all stains and glazed stains. Not available on paints or glazed paints.

* Matte is only available in Distinction™ Series

SATIN SHEEN

(Lower portion of door)

Our timeless original top coat features a moderate sheen which is reflective without being too glossy. Available on all stains, glazed stains, paints and glazed paints.

Shown Top: Hoyt Maple Buckskin Stain, Satin Sheen.

Shown Left: Bryant Maple Thatch, Seal, Buckskin and Coastline Stain



DESIGNER TIP:

Accessorize your cabinetry with personal touches like these furniture-inspired feet. See more accessory options on page 30.



Shown: Craftsman Foot Black Paint

PURESTYLE™

V Vibe™ Series

Diamond® Vibe Series offers PureStyle for those looking for the beauty of a paint finish with added durability.

The PureStyle wrapped door and drawer front design solution delivers crisp, clean details and a durable, paint-like finish. The added benefits of color consistency paired with the resistance to scratching, fading, and surface water mean PureStyle delivers fashion without the fuss.



CLEANS BEAUTIFULLY.

A clean cloth dampened with a solution of 5% dish soap and 95% water is all it takes to clean PureStyle cabinetry. Dry with a clean, soft cloth.

FULL OVERLAY DOOR STYLES



Bryant
5-Piece Drawer Front



Bryant
Slab Drawer Front



Breman
5-Piece Drawer Front



Breman
Slab Drawer Front



Wendell
5-Piece Drawer Front



Boynton
5-Piece Drawer Front

PARTIAL OVERLAY DOOR STYLES



Westburke
5-Piece Drawer Front




Westburke
Slab Drawer Front




Livingston
5-Piece Drawer Front

EXCEPTIONAL FINISH.


PureStyle features color consistency without the unpredictable variability often seen by various wood types. The surface regularity of PureStyle results in a fashionable, clean-lined aesthetic.



White



Steam



Coconut



Icy Avalanche



Cloud



Moonstone



Maritime



DESIGNER TIP:
Looking to add a little extra something to your design? Consider a modern, high gloss finish or a grain texture with Diamond® specialty laminates.



FULL OVERLAY SPECIALTY STYLES

* Framed and Full Access Construction platforms are available on all Full Overlay door styles except for Caldera MDF, Breman MDF, Bryant MDF and Worthen PureStyle, which are available in Framed Construction only.

Species and finish offering differs in each Series.

- F

 Full Access Series
- D

 Distinction™ Series
- V

 Vibe™ Series
- C

 Cherry
- M

 MDF
- R

 Rustic Hickory
- M

 Maple
- O

 Oak
- P

 Painted Hardwood
- R

 Rustic Alder
- L

 Laminate
- P

 PureStyle™



Wixom
Slab Drawer Front

F

L

D

L

High Gloss White



Tranter
Slab Drawer Front

F

L

D

L

Arctic

Obsidian



Graniti
Slab Drawer Front

F

L

D

L

Icy Avalanche Linea Nightfall

Antler

Wharf

Squall

Elk

Gunstock



Worthen
5-Piece Drawer Front

D

P

Icy Avalanche Linea Nightfall

Elk

Gunstock

HIGH GLOSS LAMINATE



High Gloss White

F

L

D

L

High Gloss White is available with Matching or Metallic edgebanding.



Matching



Metallic

WOOD GRAIN LAMINATES



Icy Avalanche
Linea Nightfall

F

L

D

L

P



Antler

F

L

D

L



Squall

F

L

TEXTURED WOOD GRAIN LAMINATES



Arctic

F

L

D

L



Wharf

F

L

D

L



Elk

F

L

D

L

P



Gunstock

F

L

D

L

P



Obsidian

F

L

D

L

ORGANIZATIONAL OVERHAUL

Who couldn't use a little help keeping life better organized? Tucked inside Diamond® cabinets are a multitude of organizational options just waiting to tidy your Tupperware® and make sense of your mess. With so many Diamond Logix™ options to choose from, you can select the right combination for your personal needs. After all, cabinet organization is more than storage — it's peace of mind.

- A** SuperCabinet™
- B** EZ-Org™ Modular Pull-out Racks
- C** Wall Refrigerator Pull-out
- D** Biometric Security Drawer
- E** Wood Tiered Cutlery Divider Drawer
- F** Base Wastebasket
- G** Base Utensil Pantry Pull-out
- H** Base Corner Curved Pull-out
- I** Base Pots and Pans Pull-out
- J** Lazy Susan Pull-out
- K** Base Roll Trays
- L** Base with Roll-out Tray Divider
- M** Utility Organizer Drop Zone



WOOD HOODS

A trend with staying power, wood hoods top many kitchen remodel must-have lists. Whether built-in to seamlessly integrate with cabinetry or designed to stand out as a showpiece, Diamond® makes wood hoods for every kitchen.

- A Waterfall Wood Hood
- B Craftsman Straight Wood Hood
- C Signature Mantel
- D Linear Tapered Wood Hood
- E Artisan Straight Wood Hood
- F Classic Square Wood Hood
- G Straight Batten Wood Hood
- H Tapered Wood Hood
- I Simple Tapered Wood Hood
- J Shiplap Tapered Wood Hood
- K Canopy Square Wood Hood



+

DESIGNER TIP:

Don't settle for just any wood hood. Your designer can create a wood hood that perfectly complements your kitchen.

ACCESSORIES

Design is in the details, which is why Diamond® offers an endless array of options to make your kitchen uniquely yours. Don't overlook the power of the small elements in the overall look of your room. You'll find even more options online at diamondcabinets.com.

- A Floating Shelf
- B Finger Pull Hardware
- C Compact Drawer Outlet
- D Power Pod
- E Madeline Foot
- F Rain Glass Insert
- G Straight Angle Crown Moulding



ENJOY THE JOURNEY



by using the Diamond start-to-finish overview of designing your new room. As always, your designer is here to walk alongside you, offer guidance, and help deliver your vision.

VISIT DIAMONDCABINETS.COM



for more information and inspiration.

LOCK IN YOUR STYLE.

- Browse magazines and websites such as Houzz and Pinterest to select images that reflect your design style.
- Save your favorite door styles, finishes and organizational cabinets and specialty products on the Diamond website.

ASSESS AND DESIGN.

- Obtain accurate measurements for your new space.
- Meet with your kitchen designer to work on design options and layouts.
- Consider your other design components: flooring, countertop, backsplash, lighting, faucets, appliances, wall color, and hardware.
- Develop a budget for your new space.

PLACE YOUR CABINET ORDER.

- Secure an installer if your designer is not doing this for you.
- Use this time to prepare meals ahead of time and set up a temporary kitchen space if you are undergoing a remodel.
- Determine tasks to be completed before your cabinets arrive. Be sure to complete everything you need to complete, such as flooring installation, before your cabinets arrive.

ENJOY YOUR SPACE.

- Review the care and cleaning information. Discover how to touch-up your cabinets.
- Learn how to make adjustments to your cabinet door hinges and drawer guides.
- Enjoy!

FULL ACCESS – ALL-PLYWOOD* CONSTRUCTION

Full Access cabinetry is built without a traditional frame, leaving only a small sliver of the cabinet box visible when the doors and drawers are closed. This construction platform has become a growing trend for homeowners in search of a streamlined look. Available on most Full Overlay door styles with the exception of Caldera MDF, Breman MDF, Bryant MDF and Worthen PureStyle.

- CABINET BOX**

5/8" Thick plywood
- CABINET EXTERIOR**

 - Sides/back: unfinished veneer
 - Wall cabinet top/bottom: clear coated veneer
- CABINET INTERIOR**

Clear coated veneer
- DRAWERS**

Four-sided, dovetailed, clear-coated hardwood with full extension, soft-close
- HINGES**

Fully concealed, 6-way adjustable hinge with soft-close
- STRETCHER RAILS**

5/8" Thick plywood
- ADJUSTABLE SHELF**

3/4" Thick plywood with clear coated veneer
- TOEKICK**

Unfinished plywood; field-applied; Toeboard required



* All-plywood components meet ANSI/HPVA HP-1 standards, and may contain MDF or particleboard.

STANDARD CONSTRUCTION

This traditional cabinetry construction features a 1-1/2" wide face frame behind the door and drawer front. Regardless of the door style chosen, a portion of the frame will be visible when the doors and drawers are closed. Available on all Full Overlay and Partial Overlay door styles.

- CABINET BOX**

 - Top and Bottom: 3/8" Thick furniture board
 - Sides: 1/2" Thick furniture board
 - Back: 3/8" Thick furniture board
- CABINET EXTERIOR**

 - Sides: matching laminate*
 - Wall cabinet top/bottom: Natural Maple laminate
 - Back: unfinished
- CABINET INTERIOR**

Natural Maple laminate
- DRAWERS**

Four-sided, dovetailed, clear-coated hardwood with full extension, soft-close
- HINGES**

Fully concealed, 6-way adjustable hinge with soft-close
- I-BEAM BRACES**

3/8" Thick furniture board
- ADJUSTABLE SHELF**

3/4" Thick furniture board with Natural Maple laminate and PVC edgebanding
- TOEKICK**

Unfinished furniture board; field-applied Toeboard required



ALL-PLYWOOD** CONSTRUCTION
UPGRADE AVAILABLE

Ask your designer about construction upgrade options.

* Exteriors are laminate that match the color of the face frame, with the exception of Color By Number.
** All-plywood components meet ANSI/HPVA HP-1 standards, and may contain MDF or particleboard.

Diamond®

Make your mark.™



FULL ACCESS SERIES
Full Access Semi-Custom Cabinetry



DISTINCTION™ SERIES
Framed Semi-Custom Cabinetry



VIBE™ SERIES
Framed Value Semi-Custom Cabinetry

Share your design with us by tagging us
on social with #DiamondCabinets.



Styles, product availability and construction may vary slightly from those shown in this book due to material availability and/or design evolution. Specifications are subject to change without notice. Customer service is available if your design requires verification of product availability and specifications.

Product photography and illustrations have been reproduced as accurately as printing technologies permit. To ensure highest satisfaction, we strongly recommend you view an actual sample for best color, wood grain and finish representation.

Diamond® has a Limited Lifetime Warranty.

For terms and conditions, please visit: <https://www.diamondcabinets.com/warranty>



**National Forest
Foundation**



**Part of the
MasterBrand™
Family**

diamondcabinets.com
#DiamondCabinets
© 2025 MasterBrand Cabinets LLC
All rights reserved.

WEST
1172059950
2025-03/WOL/8.3M